

GeoMx—nCounter Protein Manual Equipment, Materials, & Reagents

Slide Prep

The following equipment ([see Table 1](#)), materials ([see Table 2](#)), and reagents ([see Table 3](#)) are recommended for this protocol but are **not supplied by NanoString**.

EQUIPMENT

Table 1: Equipment not provided by NanoString.

Equipment	Source	Part Numbers
Baking oven	Quincy Lab, Inc. (or comparable)	Various GC models
UV Light Box (optional)	VWR	Various
TintoRetriever Pressure Cooker *	Bio SB	BSB 7008

*A TintoRetriever Pressure Cooker is recommended for this protocol. Other alternatives are acceptable, but have not been validated by NanoString and will require optimization. The TintoRetriever is rated for **110V**; **a transformer is required for 220V**.

FOR RESEARCH USE ONLY. Not for use in diagnostic procedures.

© 2020 NanoString Technologies, Inc. All rights reserved.

NanoString, NanoString Technologies, the NanoString logo, nCounter and GeoMx are trademarks or registered trademarks of NanoString Technologies, Inc., in the United States and/or other countries. All other trademarks and/or service marks not owned by NanoString that appear in this document are the property of their respective owners.




MATERIALS

Table 2: Materials not provided by NanoString.

Materials	Source	Part Numbers
Pipettes for 5–1,000 μ L	Various	Various
12-channel P20 multi-channel pipetter	Various	Various
Filter Tips (RNase/DNase free)	Various	Various
Microtubes	Sarstedt (or comparable)	72.785.005
Superfrost Plus microscopic slides	Fisher Scientific (or comparable)	12-550-15
Tissue Tek Slide Stain Dish (plastic Coplin Jars) or equivalent (recommend ~12)	Sakura (or comparable)	25608-904 or 25608-906
Humidity Chamber	Simport	M920-1
Hydrophobic Barrier Pen	Vector Labs (or comparable)	H-4000
Razor Blades	Various	Various
Cover slips (optional)	Various	Various
Heat/cold protectant handling glove	Various	Various

REAGENTS

Table 3: Reagents not provided by NanoString.

Reagent	Source/Part Number	Storage
DEPC-treated water	ThermoFisher, AM9922 (or comparable) Various	RT
10X tris buffered saline (TBS)	Cell Signaling Technologies, Cat # 12498S	RT
10X TBS with tween 20 (TBS-T)	Cell Signaling Technologies, Cat # 9997S	RT
4 or 16% paraformaldehyde (PFA) Note: Use <i>only</i> for post-fixation step 	Thermo Scientific, 4% concentration, Cat # FB002, R37814 16% concentration (must be diluted to 4%), Cat # 28906, 28908 (or comparable)	-20°C
10X phosphate buffered saline pH 7.4 (PBS) Note: Used <i>only</i> to dilute PFA	Sigma-Aldrich, SKU P5368-10PAK, P5368-5X10PAK (or comparable)	RT
Fluoromount-G mounting media (optional)	SouthernBiotech, Cat. No. 0100-01	RT
CitriSolv or Xylene 	Fisher Scientific, Cat # 04-355-121 Sigma Aldrich, SKU 183164-100ML or 183164-500ML (or comparable)	RT
100% ethanol (EtOH): ACS grade or better 	Various	RT
10X citrate buffer pH 6	Sigma-Aldrich, SKU C9999-100ML or C9999-1000ML (or comparable)	4°C

nCounter Protein Readout

The following equipment ([see Table 4](#)) and materials ([see Table 5](#)) are recommended for this protocol but are **not supplied by NanoString**.

Table 4: Equipment not provided by NanoString

Equipment	Manufacturer	Part Numbers
ALPS 50 plate sealer (see Materials list for compatible heat-sealing foil)	Thermo Fisher	AB-1443A
Heatblock or thermal cycler Note: Ensure this is compatible with the hybridization plate (see the Materials table).	Various, such as Bio-Rad C1000 deep-well model	Various, such as 1851197
Picofuge	Various	Various
Vortex	Various	Various
Plate spinner/centrifuge (up to at least 2000 g)	Various	Various

Table 5: Materials not provided by NanoString

Materials	Manufacturer	Part Numbers
Pipettes for 0.1–1,000 µL	Various	Various
12-channel P20 multi-channel pipetter	Various	Various
Filter Tips (RNase/DNase free)	Various	Various
Microtubes	Sarstedt	72.785.005
Permeable membrane (dry-down seal)	Sigma-Aldrich	A9224
Eppendorf 96-well twin.tec PCR Plates, semi-skirted, 250 µl	Fisher Scientific	E951020346
Heat-sealing foil seals	Fisher Scientific	AB-0559